







CYNOSURE® BEAUTIFUL ENERGY



Potenza – Tips & Settings

5 Steps
For Treatment

| Step 1 Indication (For depth of needles, refer to Step 1 Chart) | Step 2 Suggested Tip | | Step 3 Frequency (MHz) | Step 4 Monopolar / Bipolar | Step 5 # of Passes |
|---|-------------------------|---|--|--|--|
| Revitalization | I-25 I-49 |   | <input checked="" type="checkbox"/> 1 MHz <input checked="" type="checkbox"/> 2 MHz | <input checked="" type="checkbox"/> Bipolar <input checked="" type="checkbox"/> Monopolar | 1-2 |
| Deep Tissue Tightening through Soft- Tissue Coagulation | S-25 S-49 |   | <input checked="" type="checkbox"/> 1 MHz <input checked="" type="checkbox"/> 2 MHz | <input checked="" type="checkbox"/> Bipolar <input checked="" type="checkbox"/> Monopolar | 1-2 |
| Skin Blemishes | AI-15 |  | <input checked="" type="checkbox"/> 1 MHz <input type="checkbox"/> 2 MHz | <input type="checkbox"/> Bipolar <input checked="" type="checkbox"/> Monopolar | 1 -6 Pulses of Energy per Blemish |
| Enhanced Tissue Engagement | CP-21 |  | <input checked="" type="checkbox"/> 1 MHz | <input checked="" type="checkbox"/> Monopolar | 1-3 |




Which Tip For What? Suggested Parameters

- + Monopolar
- + 1 MHz
- + I-25
- + Tissue Depth ~1.27 to 2.95mm
- + ~ 800-1000 mJ/pulse
- + WHY?
- + Thin, sensitive tissue around the peri-orbital region. The I-tip would be better suited for treating thinner areas of tissue.



Suggested Parameters

- + Monopolar
- + 1 MHz
- + I-16 & I-25
- + Less aggressive parameters
- + Test Spot and wait 48-72 hours
- + WHY?
- + The I-tip is recommended for treating skin of color due to its propensity for post inflammatory hyperpigmentation. The I-tip allows for treatment to be delivered below the DEJ. Test spots should be performed prior to treatment to observe tissue reaction.



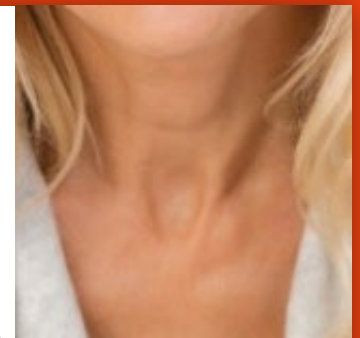
Suggested Parameters

- + Bipolar
- + 2 MHz
- + I-25 or S-25
- + Tissue Depth ~ 1.03 – 2.75
- + ~ 800 – 1000 mJ/pulse
- + WHY?
- + The I or S tip may be selected to address deep etched wrinkles and lines. The 49 array may also be used. Bipolar configuration at 2 MHz would provide a more aggressive, corrective treatment resulting in skin tightening through soft-tissue coagulation.



Suggested Parameters

- + Monopolar or Bipolar
- + 1 MHz
- + S-25
- + Tissue Depth ~ 1.28 – 2.74
- + ~ 800 – 1000 mJ/pulse
- + WHY?
- + The S-tip with the Monopolar configuration would provide a deeper treatment for skin tightening through soft tissue coagulation. Since the neck tissue can be more sensitive, 1 MHz may prove more comfortable for the patient when using the S-tip.



Suggested Parameters

- + Monopolar
- + 1 MHz
- + I-25
- + Tissue Depth ~1.03 to 2.75mm
- + ~ 800-1000 mJ/pulse
- + WHY?
- + This is a younger patient who would benefit from a revitalization treatment. The I-tip would be more appropriate to treat the face where tissue depth can be thinner in certain areas.



Suggested Parameters

- + Monopolar
- + 1 MHz
- + AI-15
- + Needle Depth 1.5mm fixed
- + 5 – 9 Watts
- + 1 – 6 pulses
- + WHY?
- + The AI-15 is intended for the treatment of blemishes. This tip will only operate in monopolar configuration at 1 MHz.

